
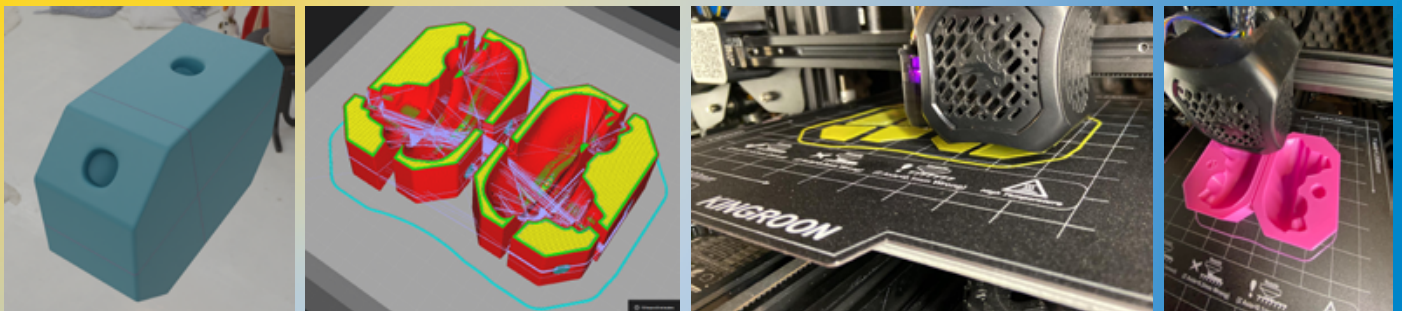


The process of making the Moskva Bath Bomb

We designed the perfect shape for our Moskva. We wanted to ridicule the ship so we made it pink and silly.






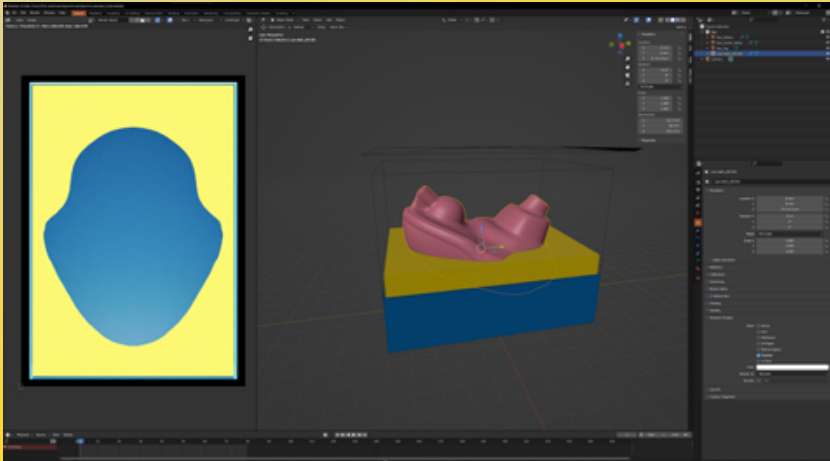
A lot of 3d printing to get the right mold. Had to try a lot of different mold shapes and materials.



Endless amounts of testing to get the bath bomb recipe to work. We literally spent months getting it right.



Moved on to making the brand and the packages. The package had to be strong so it would protect and fix the fragile bath bomb. But we also wanted the ship to be “sunken” in the package.



Finally got the recipe and the package right so we mass-produced the molds and made hundreds of bombs :)

